

Cross Stitch Dresser



When I stumbled upon the beautiful colors and patterns of [Eline Pellinkhof](#) I was immediately inspired. You may have seen her cross stitch rose wall mural floating around Pinterest. It's gorgeous! While reading her blog I was even more drawn to the green, gray, white and cream colors of her work below.



via

After painting an old dresser pure white I had the perfect candidate for my own mural. I must admit I've had the dresser painted for months but I kept dragging my feet deciding how to go about this project. What

scale should the pattern be? Should I paint a rose? What color(s) would look best?



I found some Zig Woodcraft paint pens on clearance at the craft store and the color was chosen, Antique Gold.


A trip to Ikea and a [towel set](#) later provided the basic pattern I chose to use!



I free handed the design in pencil and then traced with my gold paint pen.










Dear Emmeline



Dear Emmeline

Here you can see where I straightened the X's over the original pencil drawing.





Shared with: